



Great South West Road, Hounslow, TW4 7NF
£750,000

ANOTHER SALE BY STAMFORDS! An extended six bedroom semi-detached family home situated on the Great South West Road with easy access to Hounslow West and Hatton Cross tube stations, Hounslow West shopping centre and restaurants, M4 motorway, A4 to Central London and Heathrow Airport. The accommodation comprises, on the ground floor, through lounge, extended dining room, kitchen, shower room, study/playroom, storage room with shower unit, extended family room with shower/cloakroom. On the first floor five bedrooms and family bathroom, on the second floor bedroom four/loft room with en-suite cloakroom. Outside own driveway to the front with off street parking for two/three cars, brick garage located at the rear of the garden and brick outhouse with shower unit. The property also benefits from central heating and double glazed windows. Ideal for a large family or investment opportunity.

A partner of
The Guild Of Professional Estate Agents
 with a network of over 700 independent estate agents

Associated Office: 121 Park Lane, Mayfair, London W1K 7AG t 020 7318 7075

Enclosed Entrance Porch

Further door to...

Entrance Hallway

Radiator, stairs to first floor, understairs storage cupboard, laminate flooring, doors to rooms.

Through Lounge



Front aspect double glazed window, radiator, laminate flooring, power point, further radiator, double opening doors to...

Extended Dining Room



Laminate flooring, radiator, power point.

Shower Room

Tiled enclosed double shower cubicle with wall mounted shower unit, wash hand basin with vanity unit below, low level w/c, tiled walls and flooring, space for wall mounted heated towel rail.

Study/Playroom



Rear aspect double glazed window, radiator.

Kitchen



Single drainer stainless steel sink unit with mixer tap and cupboards below, further wall and floor mounted units, built-in hob and oven below, space for dishwasher and space for fridge and freezer, double glazed windows, radiator.

Covered Area

Tiled flooring, door to garden and door to side.

Storage Rooms

With shower room.

First Floor Landing

Doors to all rooms and stairs to second floor,

Bedroom One



Front aspect double glazed window, radiator, built-in wardrobes with over bed recess.

Bedroom Three



Front aspect double glazed window, radiator.

Bedroom Two



Rear aspect double glazed window, radiator, built-in wardrobes with over bed recess.

Family Bathroom



Coloured suite comprising panel enclosed corner bath, low level w.c, pedestal wash hand basin, tiled walls and flooring, radiator, rear aspect double glazed window.

Second Floor Landing


Eaves storage and skylight window, door to...

Bedroom Four/Loft Room



Skylight window, eaves storage, radiator.

En-Suite W/C



Low level w/c, wash hand basin, tiled walls and flooring.

Extended Side Area

Extended Family Room

Front aspect double glazed window.

Shower Room



Tiled walls, shower and wash hand basin.

Bedroom Five

Front aspect double glazed window, radiator.

Bedroom Six

Rear aspect double glazed window, radiator.

First Floor Cloakroom

Low level w/c.

Outside

Rear Garden



Concrete area, side access, path to laid to lawn area, further concrete area.

Garage

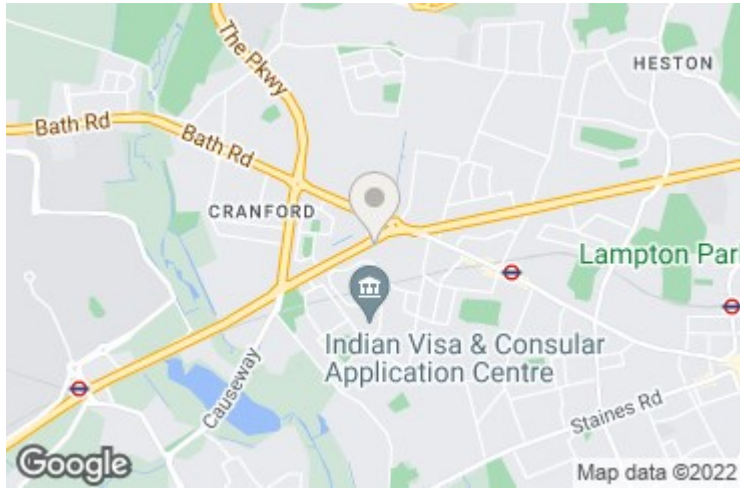
Up and over doors, power and lighting. Located at the rear of the garden with access via service road.

Brick Built Outhouse

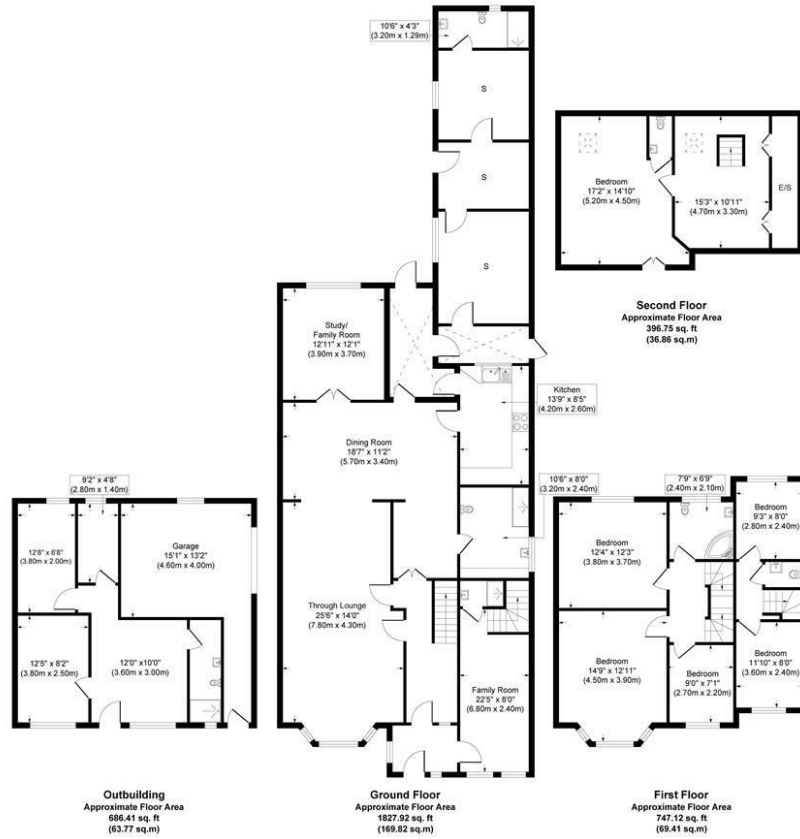
Storage rooms and shower room.

Front

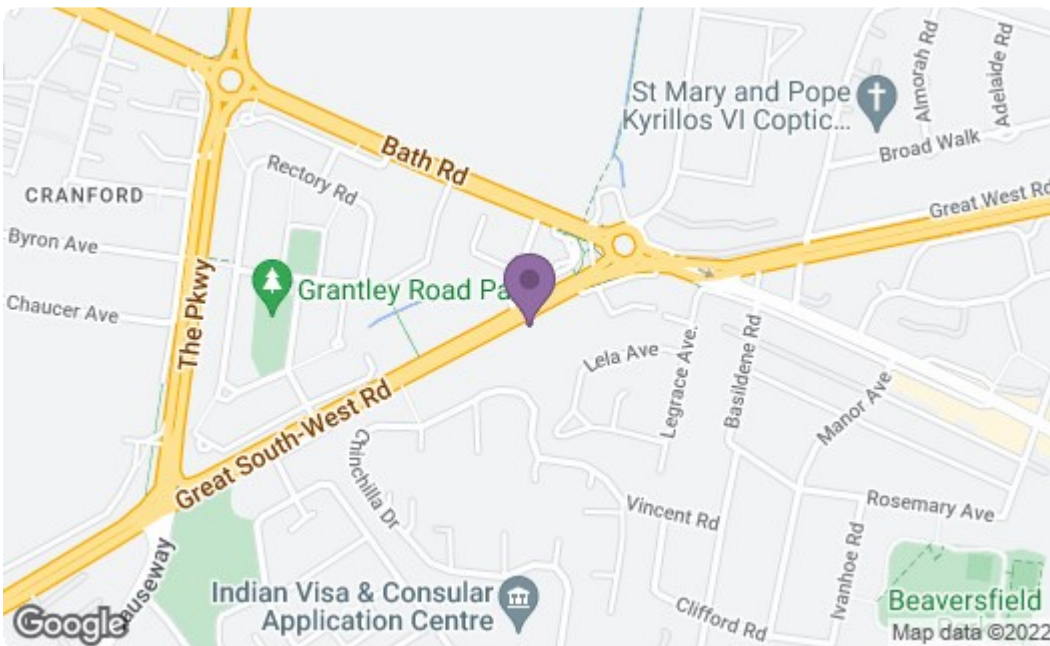
Own driveway with off street parking for at least two/three cars.



Great South-West Rd, Hounslow TW4 7NF



Approx. Gross Internal Floor Area 3658.20 sq. ft / 339.86 sq. m
 Illustration for identification purposes only, measurements are approximate, not to scale
 Produced by www.Rahuljora.co.uk



Energy Efficiency Rating		Current	Potential
Very energy efficient - lower running costs			
(92 plus) A			82
(81-91) B			
(69-80) C			
(55-68) D		68	
(39-54) E			
(21-38) F			
(1-20) G			
Not energy efficient - higher running costs			
England & Wales		EU Directive 2002/91/EC	
Environmental Impact (CO ₂) Rating		Current	Potential
Very environmentally friendly - lower CO ₂ emissions			
(92 plus) A			
(81-91) B			
(69-80) C			
(55-68) D			
(39-54) E			
(21-38) F			
(1-20) G			
Not environmentally friendly - higher CO ₂ emissions			
England & Wales		EU Directive 2002/91/EC	

A partner of
The Guild Of Professional Estate Agents
 with a network of over 700 independent estate agents

Associated Office: 121 Park Lane, Mayfair, London W1K 7AG t 020 7318 7075